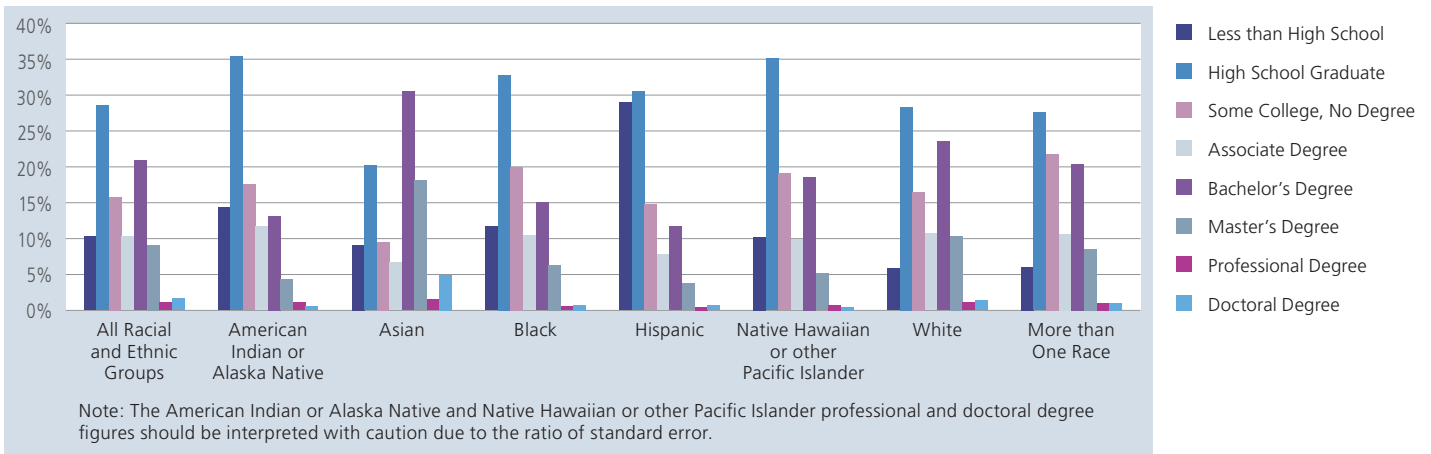


## RACE AND ETHNICITY IN HIGHER EDUCATION

In February 2019, the American Council on Education, in collaboration with the Research Triangle Institute, released *Race and Ethnicity in Higher Education: A Status Report*. This report draws on data from 11 principal sources to explore students' educational outcomes in the context of race and ethnicity.

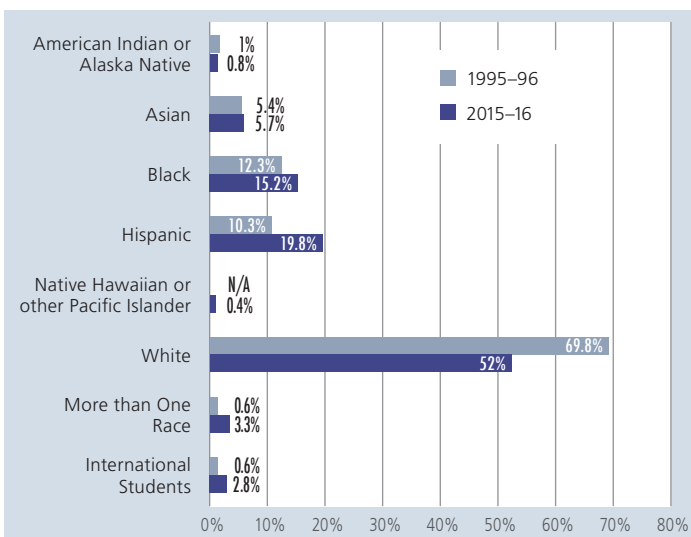
Data reveal trends in the educational attainment of adults disaggregated by race and ethnicity. The report indicates that Asian individuals account for the highest levels of degree attainment among adults ages 25 and older, while those of Hispanic origin account for the lowest levels of degree attainment among this age group. The chart below illustrates the differences in degree attainment among racial and ethnic groups.

Educational Attainment of Adults 25 and Older, by Race and Ethnicity, in Percent: 2017

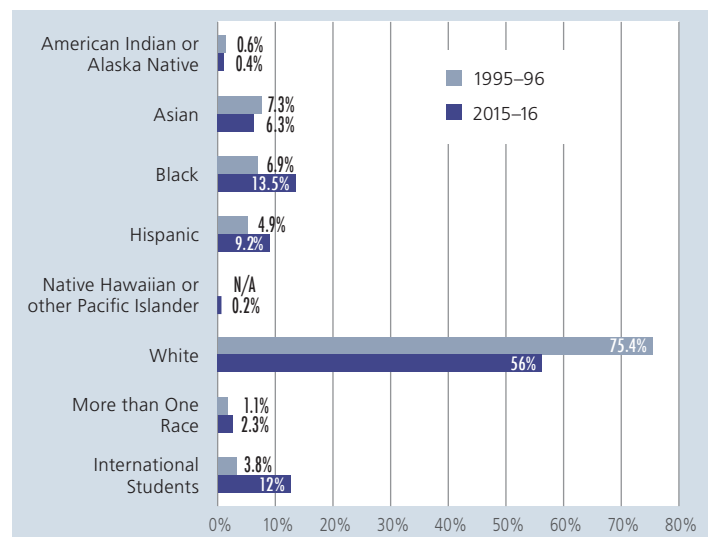


While data shared in the report expose differences in educational outcomes by race and ethnicity, the report indicates these differences are decreasing over time. From 1995–96 to 2015–16, the majority of racially and ethnically diverse groups increased their share of enrollees in undergraduate and graduate education.

Undergraduate Enrollment by Race and Ethnicity, 1995–96 and 2015–16: in Percent



Graduate Enrollment by Race and Ethnicity, 1995–96 and 2015–16: in Percent



Note: In 1995–96 students who identified as Native Hawaiian or other Pacific Islander were included in the "Asian" category.

Source: *Race and Ethnicity in Higher Education: A Status Report*. Washington, DC: American Council on Education, 2019. The full report can be found here: <https://1xfsu31b52d33idlp13twtos-wpengine.netdna-ssl.com/wp-content/uploads/2019/02/Race-and-Ethnicity-in-Higher-Education.pdf>.